

Kubota



KUBOTA DIESEL TRACTOR

M

M128X

Dominate tough agricultural jobs with this top-of-the-line tractor equipped with Intelli-Shift transmission.



***Introducing a top
that***



KUBOTA PREMIUM TRACTOR

M128X

-of-the-line powerhouse will meet any challenge.



Need to improve your productivity? You need Kubota's M128X tractor, a heavy-duty workhorse that boasts the power, fuel efficiency, and the innovative features necessary to get the job done. With the M128X, you'll take on the entire field with ease.

p.4 INTELLI-SHIFT TRANSMISSION

p.6 ERGONOMIC

p.8 LUXURIOUS

p.10 MANOEUVRABILITY

p.12 ULTRA PRODUCTIVE

p.14 EASY MAINTENANCE

A transmission system that'll throw your productivity in high gear.

INTELLI-SHIFT TRAN (8-SPEED DUAL RANGE POWERS)

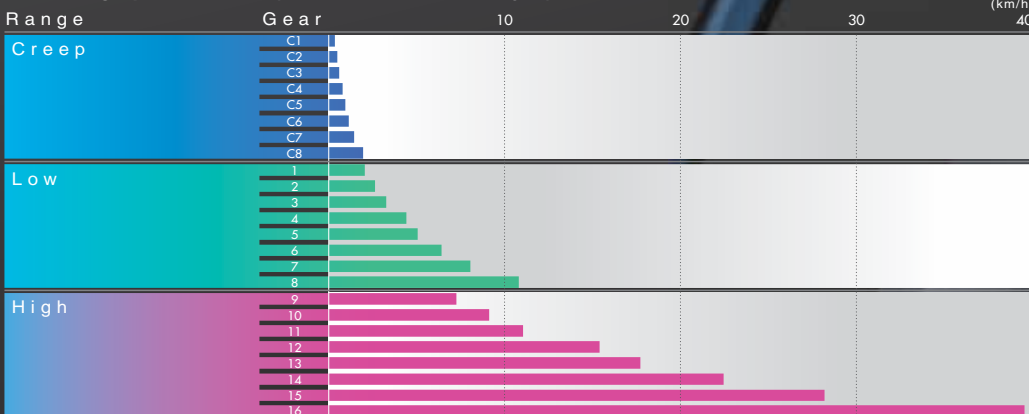
Intelli-Shift transmission

For maximum versatility, the 16F/16R Intelli-Shift transmission features an 8-speed powershift with 2-speed, hi/low range for 16 gears in each of forward and reverse (24F/24R with the optional cassette-type creep speed kit). A convenient single lever operates both the powershift and range shift. Upshift and downshift are also at the touch of a button. A sophisticated microprocessor enables smooth, fatigue-free powershifting, and generous gear overlap means less changing of gears during operation.

Two upshift/downshift buttons

Found on the shift lever as well as on the right-side armrest, you can quickly upshift (+) or downshift (-) with just a touch of a button.

Travelling speed: M128X (with 520/70R38 rear tyre)



Light soil

To maintain optimum working speed in the least demanding terrain, the transmission stays in your preset gear, for example, 4th.

Heavy soil

For working in heavy soil, the transmission automatically downshifts to 3rd gear, then to 2nd, and 1st if required. When the terrain changes to light soil, the transmission automatically shifts back up to 4th.

Uphill

To power up an incline, the transmission automatically downshifts up to 3 speeds after sensing an increase in engine load.

Downhill

At the crest of the hill, the transmission will automatically upshift in order to regain optimum working speed.



With so many intelligent, fatigue-reducing transmission features to keep you rolling, you'll increase productivity by decreasing downtime. Load and terrain sensing, versatile 16F/16R gears, convenient single-lever operation, and more, enable you to concentrate on the job ahead.

TRANSMISSION (SHIFT WITH AUTO-MODE)



Auto-Mode switch



Auto-Mode sensitivity adjustment dial

Auto-Mode

Our Auto-Mode is a must-have feature that enables the M128X to automatically shift in a maximum range of 4 gears (the preset gear plus 3 shifts) to maximise performance when your load or terrain changes. You can choose from 2 types of Auto-Mode depending on your applications.

Travel mode: The tractor will adjust gearing depending on road conditions; uphill and downhill. The transmission automatically downshifts 3 gears and will upshift again once in motion.

Field mode: To better accommodate turning, a downshift of up to 3 gears occurs once the three-point hitch has been raised. And for working in heavy soil, the transmission automatically downshifts to maintain the traction power for smooth operation.

The sensitivity dial lets you achieve your desired shift timing, providing you with quick and precise power response.



Our tractor controls are conveniently arranged in an easy-to-operate layout on the right side.

ERGONOMIC



Control console

User-friendly and ergonomically correct, the newly designed control console concentrates all operating controls and switches to your right-hand side, putting everything you need within easy reach. Everything is easy to see, and easy to use—making you more productive.

Digital LCD panel

Another new feature, the digital LCD panel gives you precise control of your fieldwork, such as when spraying, by indicating travel speed and PTO rpm. The panel is conveniently located to your right-hand side.

No searching. No fumbling. Our new, ergonomically designed control console puts all the vital control levers, switches, and buttons of the M128X tractor within easy reach of your right arm. Utilising a smart, clean layout and a right-hand-side location for the panel makes for amazingly efficient operation.



1. Throttle

For easy access, the throttle control is located next to the main shift lever.

2. LCD monitor

Indicates travel speed and PTO rpm. Travel speed can be displayed in either mph or km/h.

3. Shift lever (8-speed powershift)

Includes an upshift/downshift button, plus a clutch button to allow easy, on-the-go shifting between low and high range, without depressing clutch pedal.

4. PTO control knob

Turns the PTO on or off with automatic modulation.

5. Auxiliary control lever

Up to four optional hydraulic auxiliary control valves can be added.

6. Front differential lock switch

7. DT/Bi-speed switch

Switches tractor from 2WD to 4WD to bi-speed.

8. Auto-Mode switch

Switches from Powershift Manual mode to Field mode to Travel mode.

9. Downhill control

Reduces downhill coasting (more positive downshifts).

10. Front work light switch

11. Rear work light switch

12. Beacon switch

13. 3-point link mode switch

Switches from 3-Point Position Control mode to Draft mode.

14. Auto-Mode sensitivity adjustment dial

A dial that changes the shift sensitivity based on engine rpm (and also depending on whether you are in Travel mode or Field mode).

15. 3-point link adjustment dial

Adjusts the 3-point link's lowering speed.

16. Draft adjustment dial

Sets the draft control sensitivity.

17. Lift arm 3-point height adjustment dial

Sets the 3-point link's maximum lifting height.

18. Hydraulic operation limiter adjustment dial

Allows adjustable depth control by setting the stop position of the manual 3-point control lever.

19. One-touch 3-point control switch

Permits one-touch lifting and lowering of the 3-point link.

20. Powershift switch

Increases or decreases the speed of the 8-speed powershift.

21. Hydraulic operating lever

Sets the position of the 3-point link.

***The cab is your home away from home.
Shouldn't it be just as comfortable?***

LUXURIOUS

Wide unobstructed view

We improved visibility by increasing the glass area around the frameless doors and by concealing the pillars. Bottom-hinged windshield wiper enhances visibility by wiping lower glass area.

Corner-post exhaust pipe

The corner-post exhaust pipe lets you get a clear, unobstructed view.



Operating levers with armrest

Operating levers for controlling hydraulics and shifts now offer an ergonomically-designed armrest to increase ease of use and reduce fatigue.

You spend a lot of time on your tractor. To ensure the utmost comfort, Kubota designers put in an all-out effort when creating the M128X cab. Check it out—every comfort you can think of to help you in hard day's work.



Deluxe air-ride seat

Equipped with an adjustable air-suspension system, contoured, and generously padded, you'll ride comfortably on your deluxe air-ride seat with swivel.

Instructor's seat

The M128X offers an optional instructor's seat, making it easy to give operational instructions on the field.



Wide rear view

To help you perform jobs more efficiently and safely, the lower rear panel has been replaced with glass. Now, you'll always have a clear view.



Rounded over-sized fenders

Our large, rounded fenders provide increased protection from mud, dirt, dust, and other flying debris, while giving the M128X a more streamlined look.



Highly efficient AC

Whether the hottest day or the chilliest evening, our powerful air conditioner with repositioned air ducts will keep you comfortable in all conditions.

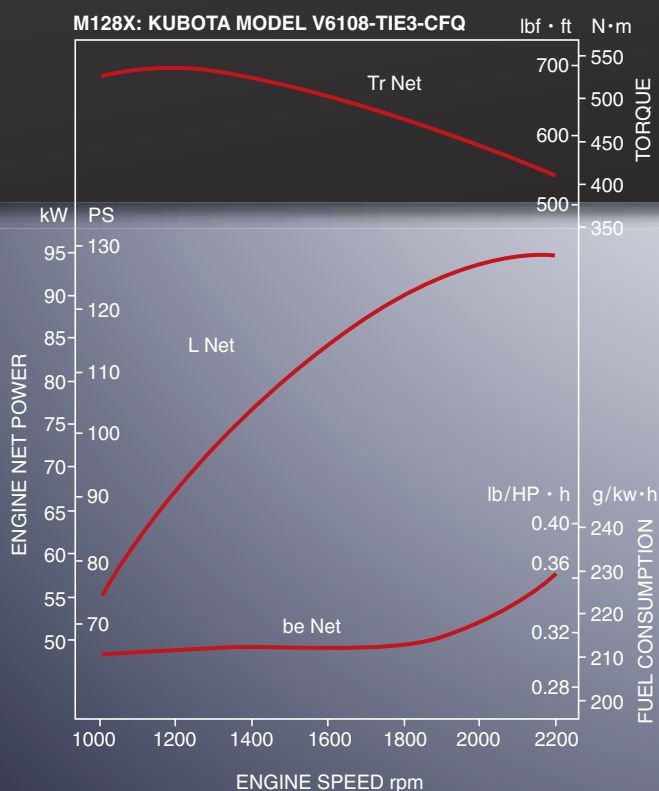
Power meets performance like never before with Kubota's clean-running, fuel-efficient CRS engine.

MANOEUVRABILITY



Kubota diesel engine

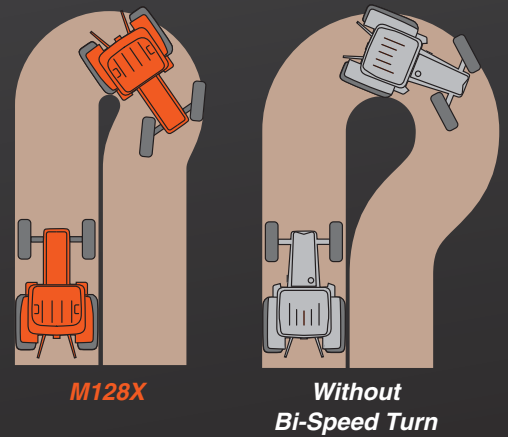
The M128X boasts a powerful 128PS Common Rail System (CRS) engine that helps reduce emissions and decrease fuel consumption, helping it comply with EU Stage III emissions regulations. This reliable, high-output engine electronically controls the timing of the fuel injection for less combustion noise and greater torque, which leads to quieter, smoother performance.



High output turbochargers

Thanks to powerful Waste-Gate System turbochargers, even at a low rpm, the M128X engine is capable of generating high output for tremendous lugging and recovery power.

Thanks to the Kubota diesel engine, with its revolutionary design, innovative features and abundant horsepower, the M128X handles more like a roadster than a tractor. Its 4-cylinder, Common Rail System produces 128 horsepower, and the Bevel Gear front axle, electric over-hydraulic differential lock and Kubota's exclusive Bi-Speed Turn technology assure that the M128X lets the operator work smarter, and for longer.



Bi-Speed Turn

When the front wheels exceed a turning angle of about 35°, Kubota's Bi-Speed Turn rotates the front wheels at a rate of speed nearly twice that of the rear wheels. The result is a smoother, tighter turn, allowing you to turn into rows on your first attempt, or to easily manoeuvre around livestock yards or trees.



Electro-hydraulic differential locks

Getting bogged down in mud will no longer slow you down with this feature. Simply engage the electro-hydraulic differential locks on both front and rear wheels to achieve positive traction—and you're up and out and back on the job.



High crop clearance

To offer the highest crop clearance in its class, the front axle propeller shaft passes through the engine oil pan to provide ample clearance.



Bevel-gear front axle

Another Kubota exclusive, the bevel-gear front-wheel drive enables the M128X to achieve a tight turning radius, thanks to a generous 50° wheel-turning angle, enabling easier handling of the tractor in varying conditions. The bevel gear design eliminates open U-joints, and all components are hermetically sealed in oil.

**Demanding jobs.
Unreasonable deadlines.
No sweat with the M128X tractor.**

ULTRA PRODUCTIVE



High 3-point hitch lifting capacity

Kubota has increased the 3-point hitch lifting capacity to 5,800kg, allowing you to use large implements, such as four-furrow reversible ploughs, with ease.

Crank-type lift rod adjuster

This feature allows the operator to adjust the left-right tilt of attached implements.



Live-independent hydraulic PTO

No matter what kind of work you need to do, you've got the power to operate a variety of rear-mounted implements with Kubota's 2-speed PTO (540 rpm and 1,000 rpm). To further increase productivity, our independent PTO can be engaged and disengaged by simply operating a new control knob with automatic modulation for smooth engagement, and without stopping the tractor. A 540E (Economical) PTO kit is available as an option.

(Note: Hitch differs in each country.)



High-performance hydraulic system


To ensure faster loader cycle times and instantaneous implement response, the M128X tractor has high-flow 77.0 lpm hydraulic valves. The optional flow control valve also provides simultaneous operation of the 3-point hitch and a remote valve, or two remote valves. Adjustment of hydraulic flow from 0 to maximum is also possible. Two remote valves come standard on the M128X tractor—an SCD/ Self-Cancelling Detent and FD/Float-type valve. The maximum installation is 4 valves (3 valves with a flow control valve).



Trailer coupler and hydraulic trailer brake

An electric outlet and a hydraulic trailer brake are standard for use with a trailer or additional implements.

High productivity, plain and simple. With one of the most powerful and versatile hydraulic systems in its class, and timesaving features like live-independent PTO, various hydraulic remote valves and quick implement hookup, the M128X tractor can get your toughest jobs done, adeptly and efficiently.



Shiftable PTO lever

Engage or disengage the PTO without ever having to dismount the tractor. A lever located inside the cab makes this task easy and quick.



External 3-point hitch control buttons

With these conveniently placed buttons, the operator can more easily attach or detach implements.



Quick hitch lower link ends

Save time and energy with this helpful feature. An easy-to-operate lever makes attaching and detaching implements a snap.

***Tractor maintenance is a necessary evil.
You won't have a devil of a time
maintaining ours.***

EASY MAINTENANCE

Slanted full-open bonnet

The slanted bonnet increases visibility, and the deluxe headlights illuminate night work. Plus, the bonnet can be opened easily, simplifying engine maintenance and cleaning.



What are the two words that best describe how maintenance is performed on the M128X tractor? **FAST** and **EASY**. Kubota engineers know that maintenance is essentially downtime, so they've created a host of time-saving features to ensure you're back on the job as quickly as possible.



Easier cleaning

For fast cleaning, the sliding, louverless-type AC condenser and condenser net can be removed in a snap. Its flat surface also makes cleaning easier.



Wrap-around front grill

By allowing a high volume of air to flow in, the engine stays cooler. At the same time, with a drop in air-flow velocity, and incorporating the viscous fan drive that runs only when needed, less grass gets pulled into the grill. The grill can also be cleaned in a flash.

Specifications

Model	M128X	
Engine		
Type (Make: Kubota)	V6108, Common rail, Direct Injection	
No. of cylinders / Aspiration	4 / Turbocharged w/ Intercooler	
Rated speed	rpm	2200
Engine gross power	PS	134.0
Engine net power	PS	128.0
PTO power	PS	113.0
Total displacement	cm ³	6124
Fuel tank capacity	ℓ	190.0
Air cleaner	Dry, dual-element	
Alternator	Amp	80
Transmission		
No. of speeds	16 forward / 16 reverse (24 forward / 24 reverse w/ optional creep)	
Max. speed	km/h	39.64
Main gear shift	8 speeds power shift (with auto)	
Range gear shift	2 speeds, synchronised	
Hydraulic-shuttle	Standard, Column-mounted lever	
Main clutch type	Hydraulic multi-plate wet disc	
Brake type	Hydraulic wet discs, 4 wheel braking	
Trailer brake	Standard	
4WD engagement system	Electro-hydraulic w/ Bi-speed	
Differential lock (Front / Rear)	Hydraulic / Hydraulic	
PTO		
PTO Type	Live-independent PTO (electro-hydraulic)	
Speed	rpm	540/1000
Hydraulics		
Pump capacity (3-point hitch)	ℓ/min.	77.0
3-point hitch	Quick-hitch lower link ends, telescopic stabilisers	
Category	II	
Control system	Position, draft (lower link sensing) & mix control	
Lift capacity at link end	kg	5800
No. of standard remote valves	2 standard (3rd, 4th & flow control valve optional)	
Other features		
Steering	Hydrostatic power steering	
Bonnet type	Full-open, slanted	
Deck type / Pedal type	Full-flat deck / Hanging pedals	
Panel type	Electronic	
Standard tyre size (Front / Rear)	420/70R24 / 520/70R38	
Dimensions & weight		
Overall length	mm	4455
Overall height	mm	2750
Overall width (min.)	mm	2175
Wheelbase	mm	2690
Crop clearance	mm	515
Tread width	Front	mm
	Rear	mm
		1660 - 1770
		1660 - 1755
Turning radius (w/o brake)	m	5.0
Tractor weight	kg	4410

The company reserves the right to change the above specifications without notice. This brochure is for descriptive purposes only.
For your safety, Kubota strongly recommends the use of a Rollover Protective Structure (ROPS) and seat belt in almost all applications.
For complete operational information, the operator's manual should be consulted.

©2008 Kubota Corporation



KUBOTA (U.K.) LIMITED

Dormer Road Thame, Oxfordshire, OX9 3UN.
Phone Thame (01844) 214500 Fax (01844) 216685
E-mail: sales@kubota.co.uk

Web site: <http://www.kubota.co.uk>